



Fruits



- 1 What fruits can you see? Read, cut out and match.
- 2 Glue the fruits on cardboard. Decorate your class with them.

What parts can you see?



the long neck of a ...

two long arms of a ...

the head of a ...

the big ear of an ...

the tail of a ...

the tongue of a ...

the eyes of a ...

the long ears of a ...

I can see _____

1 What parts of an animal can you see? Look and say.

2 Choose one or two animals. Complete the sentence.

What are your hobbies?

Do you like ...?

Yes, I do.

No, I don't.


My friend ... likes ...

My friend ... doesn't like ...

name	swimming	football	reading

- 1 Ask five friends and answer your friends' questions.
- 2 Present your results to the class.

What do you know about these animals?



The _____ is _____.
(yellow, brown, black ...)



It is _____.
(big, small, tall, very ...)



It has _____.
(a long neck, long / short legs / arms ...)




It eats _____.
(grass, meat, mice, flies, leaves ...)

It can _____.
(jump, fly, swim, run, bark, speak)

I like _____.







I don't like _____.



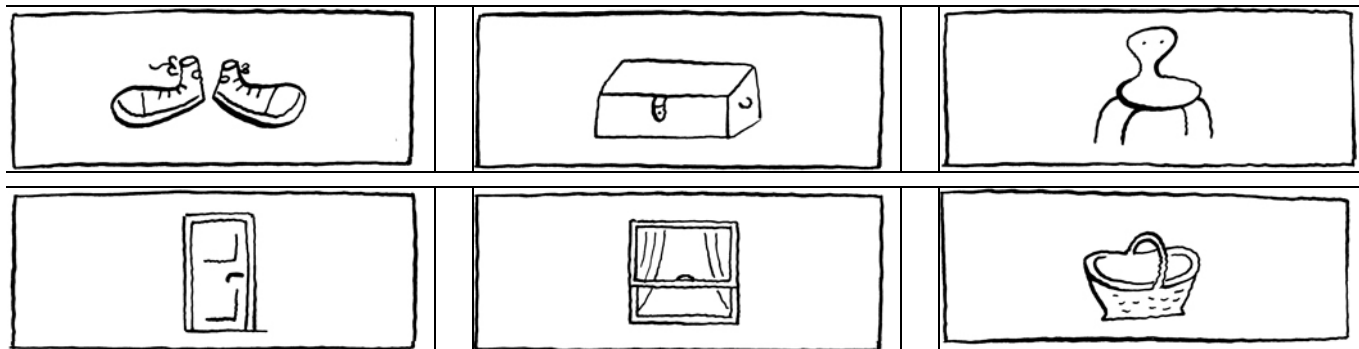
1 Choose an animal. Read and fill in.

2 Present your text to the class.

Play snap or find the pairs.

	lemon	
banana		toast
	pizza	
yoghurt		sausages

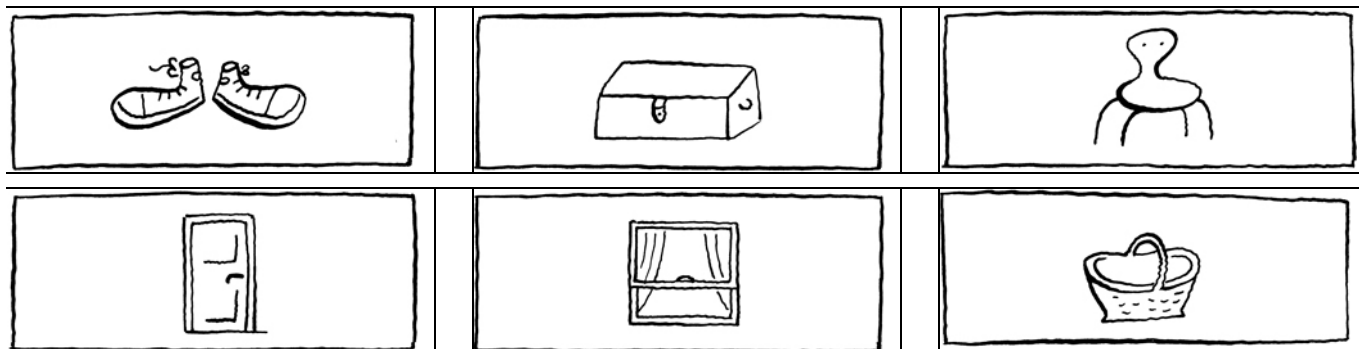
Where's the ball?



Is the ball ... in on under behind in front of between
 the trainers? the box? the chair? the door? the window? the basket?

- 1** Cut off one sheet for you. Draw a ball in each picture. Find out where your partner's ball is.

Where's the ball?




Is the ball ... in on under behind in front of between
 the trainers? the box? the chair? the door? the window? the basket?

- 1** Cut off one sheet for you. Draw a ball in each picture. Find out where your partner's ball is.

Kate's Monday.

It's Monday. Let's see what Kate is doing.

1. In the morning Kate has breakfast.
2. Then she goes to school.
3. There she sings songs in her music class.
4. In P.E. she goes swimming.
5. After P.E. it's time for her German class. Kate reads a book. German is her favourite subject.
6. In the afternoon she plays the piano.
7. Then she goes inline skating.
8. After dinner she goes to bed.



- 1 Read and number.
- 2 Talk with your partner about Kate's Monday.

Name: _____

KV 18

When is your birthday?



name	month	season

When is your birthday?

Which season is it?

My birthday is in ...

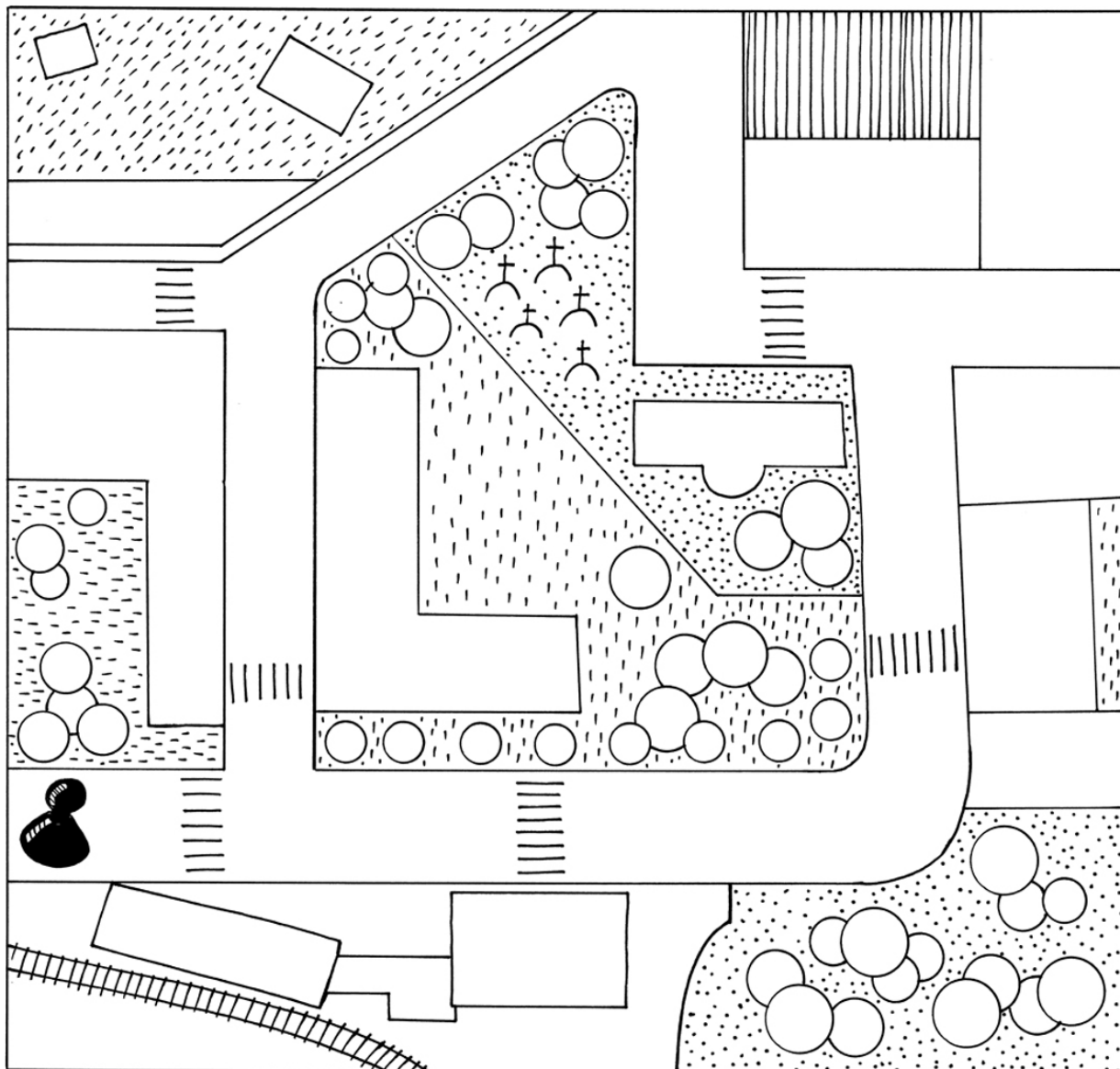
...’s birthday is in ...

That’s in ...

That’s in ...

- 1 Ask four people in your class.
- 2 Fill in the questionnaire.

Find the way



Excuse me: Where's the restaurant

Turn left.

Turn right.


Go straight on.

restaurant	post office	station	school	forest	candy store	pet shop	hospital	police station
------------	-------------	---------	--------	--------	-------------	----------	----------	----------------


- 1 Complete the map. Read and fill in.
- 2 Ask your partner for the way to ...
- 3 Look at the map. Tell your partner the way to ...

Name: _____

About animals



Animal	lives in			can				eats		
	Africa	Asia	Australia	climb	jump	swim	run	plants	insects	meat
The tiger										
The lion										
The zebra										
The emu										
The koala										
The chimpanzee										
The kangaroo										



- 1 Read and tick.
- 2 Check with your partners.