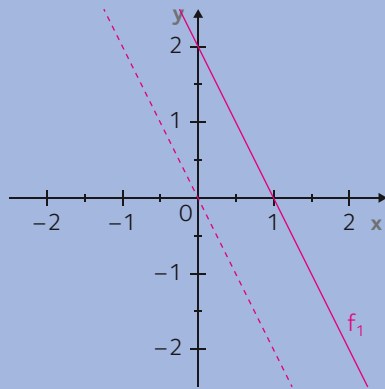


1. Beschrifte den entsprechenden Graphen mit f_2, f_3, \dots, f_7 .

Beispiel:



$f_1: y = -2x + 2$

$f_2: y = \frac{5}{2}x$

$f_5: y = -2x - 3$

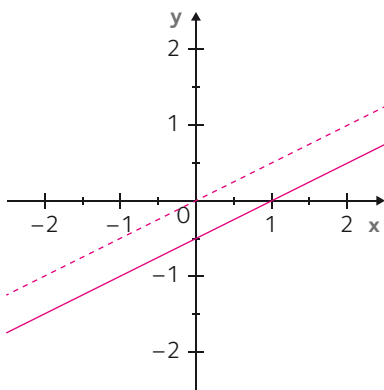
$f_3: x = 2$

$f_6: y = \frac{1}{4}x + 2$

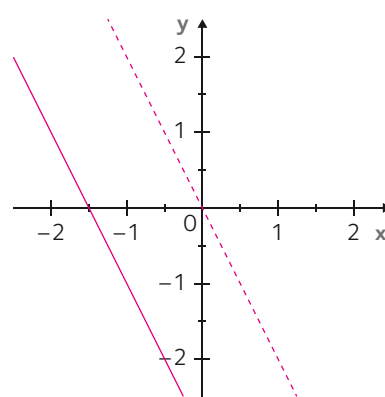
$f_4: y = 1$

$f_7: y = \frac{1}{2}x - \frac{1}{2}$

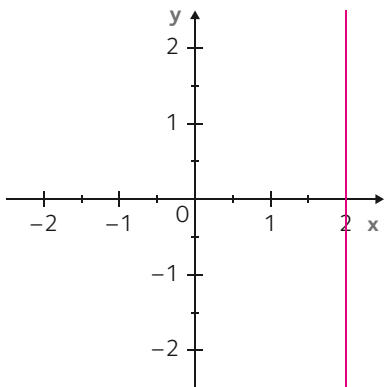
a)



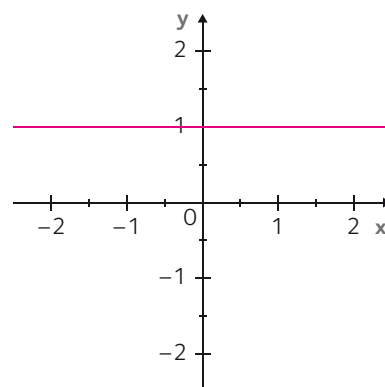
b)



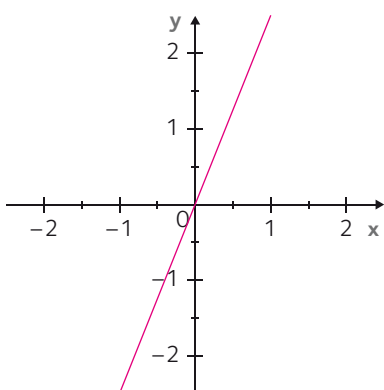
c)



d)



e)



f)

