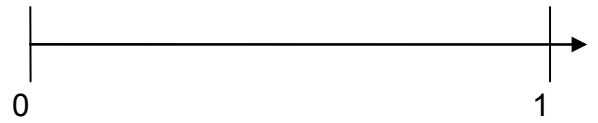
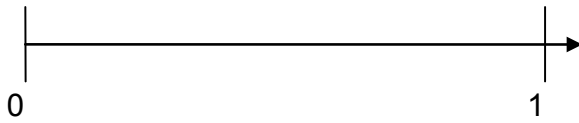


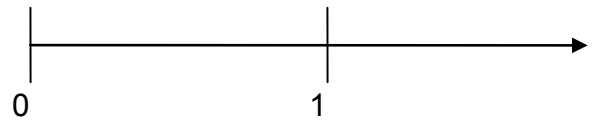
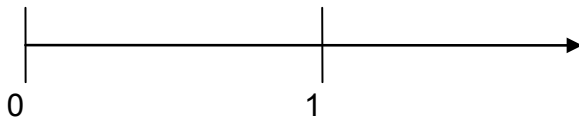


1 Trage die Brüche am Zahlenstrahl ein. Zuerst geschätzt, dann genau gemessen.



$$\frac{3}{7}$$



$$\frac{3}{4}$$




$$\frac{2}{6}$$




2 Stelle die Brüche am Zahlenstrahl dar. Zeichne zuerst geschickt die Zahl 1 ein.

$$\frac{6}{13}$$



$$\frac{4}{9}$$



3 Zeichne am Zahlenstrahl ein. Überlege, wo du die Zahl 1 platzierst.

$$\frac{4}{7}$$

$$\frac{6}{14}$$

$$\frac{5}{7}$$

$$\frac{8}{14}$$

