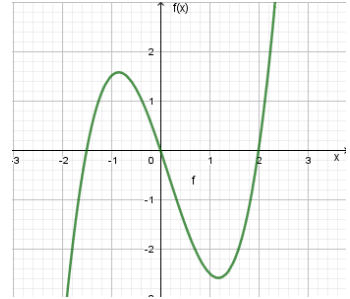
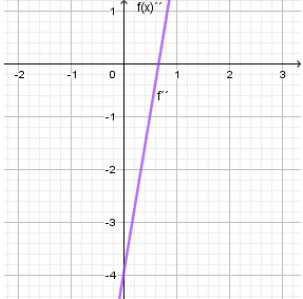
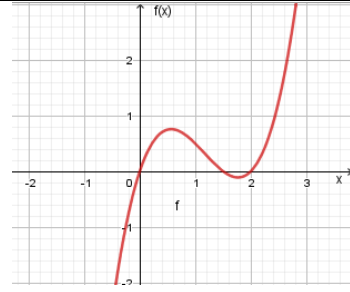
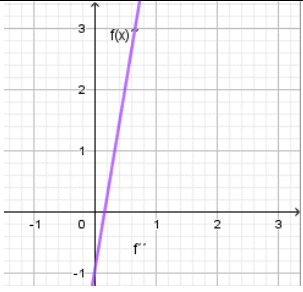
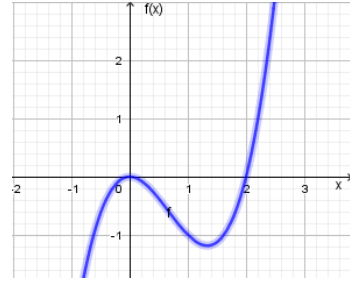
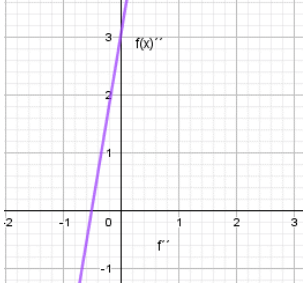
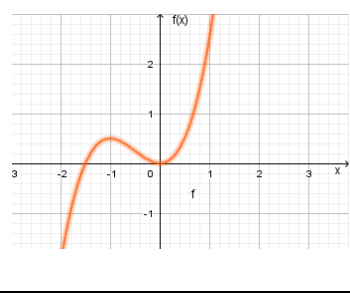
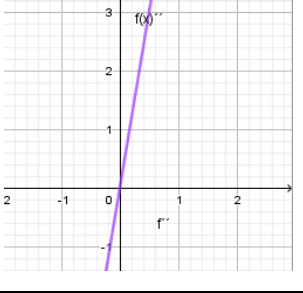
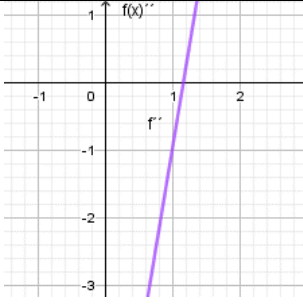


Thema: Zuordnungen f, f''		Grundkompetenz: AN 3.3
Name:	Schwierigkeitsgrad: mittel	Klasse:

Ordne den Funktionsgraphen die entsprechenden Graphen der zweiten Ableitung zu.

1			A	
2			B	
3			C	
4			D	
			E	



Thema: Zuordnungen f, f' - Lösungen		Grundkompetenz: AN 3.3
Name:	Schwierigkeitsgrad: mittel	Klasse:

Ordne den Funktionsgraphen die entsprechenden Graphen der zweiten Ableitung zu.

1		B	A	
2		E	B	
3		A	C	
4		C	D	
			E	

