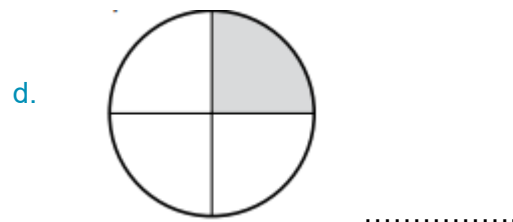
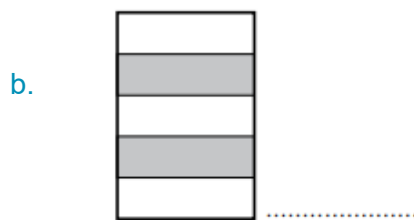
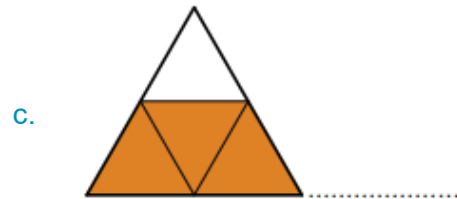
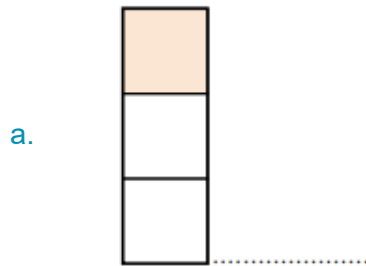


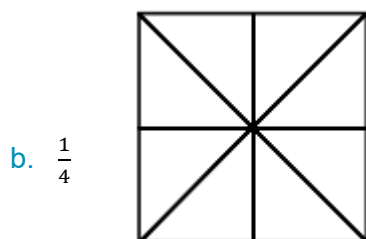
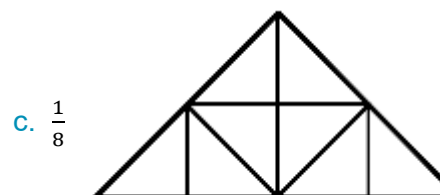
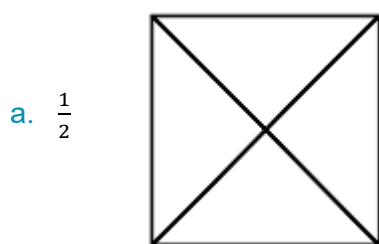


## Einfache Aufgaben zu Brüchen und ihre Schreibweisen, S. 122

1. Welche Bruchteile werden dargestellt?



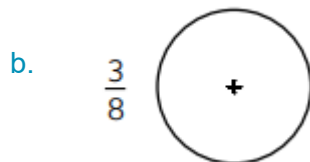
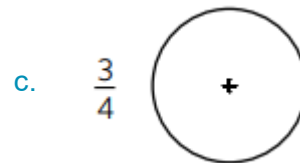
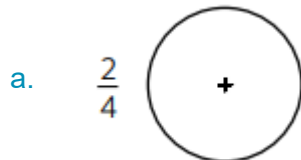
2. Bemale den angegebenen Bruchteil!



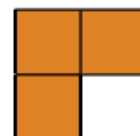


3. Zeichne zwei Rechtecke und färbe jeweils  $\frac{1}{4}$  ein!

4. Zeichne die Bruchteile in die Kreise ein!



5. Verbinde die Zeichnungen, in denen gleiche Bruchteile dargestellt sind!





## Lösungen

1. a.  $\frac{1}{3}$

b.  $\frac{2}{5}$

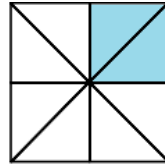
c.  $\frac{3}{4}$

d.  $\frac{1}{4}$

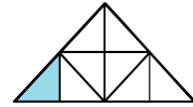
2. a. z.B.



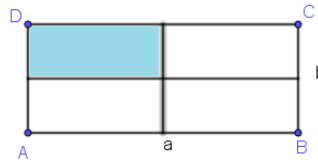
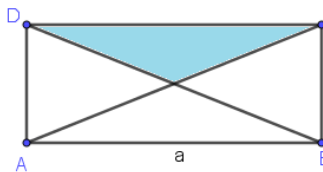
b. z.B.



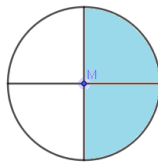
c. z.B.



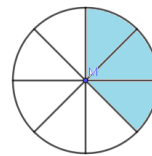
3. z.B.



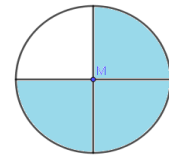
4. a. z.B.  $\frac{2}{4}$



b. z.B.  $\frac{3}{8}$



c. z.B.  $\frac{3}{4}$



5.

