

▶ 🎧 Track 01: Back to school

Seite 4, Übung 1

- Tiger:** Hello, this is Tiger Tom again. I'm back at school. I like music. I have my guitar with me. And I have a new friend, she's a robot.
- Zulu:** My name is Zulu. I like computers. I have a tablet with me. What's your name?
- Pete:** Hello, I'm Pete. I like baseball. I have my red and white baseball cap with me. What's your name?
- Emma:** Hi, I'm Emma. I like football. I have my new football with me. What's your name?
- Ben:** Good morning, I'm Ben. I like reading. I have my new book with me. What's your name?
- Fahra:** Hi, I'm Farah. I like listening to music. I have my Bluetooth speaker with me. What's your name?
- Rona:** Hi, I'm Rona. I like animals. I have my teddy bear with me.

▶ 🎧 Track 02: Do it like Zulu

Seite 5, Übung 2

- Robot:** Hello! My name is Zulu. Tell me what to do and I'll do it for you ... beep, beep, beep.
- Tiger Tom:** Ok Zulu, stand up.
- Robot:** Beep, beep, beep ... Yes, I am standing up.
- Tiger Tom:** Now Zulu, go to the board.
- Robot:** Beep, beep, beep ... Yes, I am going to the board.
- Tiger Tom:** Now Zulu, open the window.
- Robot:** Beep, beep, beep ... Yes, I am opening the window.
- Tiger Tom:** That's great! Zulu, now close the door.
- Robot:** Beep, beep, beep ... Yes, I am closing the door.
- Tiger Tom:** Ok Zulu, now jump.
- Robot:** Beep, beep, beep ... Yes, I am jumping. Beep, beep, beep ... this is fun! Beep, beep, beep.
- Tiger Tom:** Now Zulu, dance.
- Robot:** Beep, beep, beep ... Zulu cannot dance without music.
- Tiger Tom:** Alright, then turn on some music.
- Robot:** Beep, beep, beep ... Zulu loves dancing.

▶ 🎧 Track 03: Listen to Zulu and do

Seite 5, Übung 3

- | | | |
|---------------------------------------|---------------------|--------------------|
| Hello, my name is Zulu. I am a robot. | Touch your toes. | Sit down. |
| Listen to me and do what I say. | Turn around. Great! | Stand up. |
| Ok. Stand up. | Touch your ears. | Put up your hands. |
| Sit down. | Say, „Hello!“ | Turn around. |
| Stand up. | Look at the board. | Touch your knees. |
| Isn't this fun? Ha, ha, ha. | Look at the window. | Touch your eyes. |
| Now touch your nose. | Now do it faster... | Perfect. |
| Put up your hands. | | |

▶ 🎧 Track 04: Clean my room, Zulu!

Seite 5, Übung 4

- One:** Tiger Tom is in his room.
His room is very messy.
There are clothes everywhere.
His school things are all over his room.
- Two:** **Tiger Tom:** Ok. Let me turn this robot on.
Robot: Hello! My name is Zulu. Tell me what to do and I'll do it for you ...
- Three:** **Tiger Tom:** Ok Zulu, put my clothes away.
Robot: Beep, beep, beep ... Yes, I am putting your clothes away.
- Four:** **Tiger Tom:** Ok Zulu, put my school things into my schoolbag.
Robot: Beep, beep, beep ... Yes, I am putting your school things into your schoolbag.
- Five:** Suddenly smoke is coming out of Zulu's ears.
Robot: Oh no, beep, beep, beep! Something is wrong. I am very hot.
- Six:** (Sound of an explosion.)
Tiger Tom: Oh no. Now I have to do everything again!

▶  **Track 05: What does Zulu do?**

Seite 6, Übung 5

On Monday, Zulu goes swimming.
On Tuesday, Zulu plays cards.
On Wednesday, Zulu walks to school.
On Thursday, Zulu plays football.

On Friday, Zulu listens to music.
On Saturday, Zulu rides her bike.
On Sunday, Zulu plays tennis.

▶  **Track 06: Emma's desk**

Seite 8, Übung 1

Emma: Hi, I'm Emma.
I'm in my class. Look at my desk.

ONE: I've got a rubber.

TWO: That's my green folder.

THREE: I've got a big book.

FOUR: I've got a pencil.

FIVE: I've got a pink and blue schoolbag with elephants on it.

SIX: I've got lots of coloured pencils.

SEVEN: That's my red pen.

EIGHT: I've got a brown pencil case.

▶  **Track 07: Rock around the clock**

Seite 10, Übung 4

One o'clock, two o'clock, three o'clock, rock!
Four o'clock, five o'clock, six o'clock, rock!
Seven o'clock, eight o'clock, nine o'clock, rock!
We're gonna rock around the clock tonight.

One, two, three, four, five o'clock
six, seven, eight, nine, ten o'clock.
We're gonna rock around the clock tonight,
We're gonna rock around the clock tonight,
We're gonna rock, rock, rock, around the clock tonight.
Oh, yeah!

▶  **Track 08: Rock around the clock (Playback)**

Seite 10, Übung 6

▶  **Track 09: Emma's question**

Seite 11, Übung 8

Teacher: Good morning, girls and boys. It's English time.
Take out your book, please.

Emma: Mrs White?

Teacher: Emma, stop that noise, please. – Boys and girls, take
out your coloured pencils, your scissors and your glue,
please.

Emma: Mrs White??

Teacher: Emma, stop that noise, please. – Everybody, open your
book at page 26, please.

Emma: Mrs White???

Teacher: Emma, stop that noise, please. – Now colour the
picture, please.

Emma: Mrs White????

Teacher: Emma, stop that noise, please. Open the window,
please.

Emma: Sorry. I don't understand.

Teacher: OPEN the window, please.

Emma: But ...

Teacher: What's the matter, Emma?

Emma: Can I go to the toilet, please?

Teacher: Oh sorry, Emma. Of course, you can.

▶  **Track 10: School in Great Britain**

Seite 12, Übung 9

One: It's 6 o'clock. Get out of bed.

Two: Now brush your teeth.

Three: Great, now have breakfast.

Four: Alright. Walk to school.

Five: You are hungry. You have lunch at school.

Six: School is over. It's time to go home. Walk back home!

Seven: Now do your homework.

Eight: Have dinner.

Nine: Let's go to bed ... Sleep well.

▶  **Track 11: School in Great Britain. Listen and do.**

Seite 12, Übung 10

Now it's your turn...
It's 6 o'clock. Get out of bed!
Now brush your teeth.
Have breakfast.
Alright. Walk to school. Come on, walk faster.

You are hungry. Have lunch at school.
School is over. It's time to go home. Walk back home!
Now do your homework.
Have dinner.
Let's go to bed.

▶  **Track 12: Breakfast in Great Britain**

Seite 14, Übung 2

Listen and check your answers.

1. milk 2. orange juice 3. eggs 4. sausages 5. yoghurt 6. hot chocolate 7. tea 8. honey 9. baked beans 10. muesli
11. toast with jam 12. butter

▶  **Track 13: Sausage juice for breakfast?**

Seite 15, Übung 4

Do you like orange juice for breakfast?
Yes I do! Yes, I do!
Do you like sausages for breakfast?
Yes I do! Yes, I do!
Do you like sausage juice for breakfast, sausage juice for breakfast, sausage juice for breakfast?
No, I don't! Ew, I don't!


Do you like muesli for breakfast?
Yes I do! Yes, I do!
Do you like baked beans for breakfast?
Yes I do! Yes, I do!
Do you like baked bean muesli for breakfast, baked bean muesli for breakfast, baked bean muesli for breakfast?
No, I don't! Ew, I don't!

Do you like yoghurt for breakfast?
Yes I do! Yes, I do!
Do you like eggs for breakfast?
Yes I do! Yes, I do!
Do you like egg yoghurt for breakfast, egg yoghurt for breakfast, egg yoghurt for breakfast?
No, I don't! Ew, I don't!

Singing ya ya yippee yippee yeah,
singing ya ya yippee yippee yeah,
singing ya ya yippee, ya ya yippee,
singing ya ya yippee yippee yeah.

▶  **Track 14: Sausage juice for breakfast? (Playback)**

Seite 15, Übung 4

▶  **Track 15: Breakfast**

Seite 16, Übung 5

1. yoghurt 2. toast with butter and honey 3. hot chocolate 4. orange juice 5. muesli 6. toast with butter and jam
7. brown bread with cheese 8. cornflakes

▶  **Track 16: Sue likes muesli**

Seite 16, Übung 5

Sue likes muesli, orange juice and yoghurt for breakfast.
Toni likes hot chocolate and brown bread with cheese for breakfast.
Linda likes hot chocolate, cornflakes and toast with butter and honey for breakfast.

▶  **Track 17: Breakfast chant**

Seite 17, Übung 7

On Monday, I have tea with milk.
On Tuesday, I have orange juice.
On Wednesday, I have fruit.
On Thursday, I have cornflakes.
On Friday, I have ham and eggs and sausages.

On Saturday, I have toast with jam.
On Sunday, I have tea with milk, orange juice, fruit, cornflakes,
ham, eggs and sausages and toast with jam.
Yummy!

▶  **Track 18: Breakfast chant (PB)**

Seite 17, Übung 8

▶  **Track 19: The long table**

Seite 18, Übung 9

ONE

TT: Oh no! The table is broken.

Kate: Let's buy a new table!

TWO

Kate: Look, Tom. There are the tables.

TT: Oh yes. Let's go there. Kate, a long table or a short table?

Kate: Let's take a long table. I like this one.

THREE

Kate: Can you help me, Tom?

TT: Yes.

Kate: That's it. Great!

FOUR

TT: It's nine o'clock. I'm tired. Let's go to bed.

Good night, Kate.

Kate: Good night, Tom.

FIVE

Kate: Good morning, Tom.

TT: Good morning, Kate. Let's have breakfast.
Here are orange juice, milk, jam, butter, cheese, bread
and cornflakes.

SIX

TT: Please pass me the milk, Kate.

Kate: Here you are.

Kate:

Please pass me the orange juice, Tom.

TT: Here you are.

TT:

Please pass me the cornflakes, Kate.

Kate: Here you are.

Kate:

Please pass me the bread, Tom.

TT: Here you are.

TT:

Please pass me the butter, Kate.

Kate: Here you are.

Kate:

Please pass me the cheese, Tom.

TT: Here you are.

TT:

Please pass me the jam, Kate.

Kate: Here you are.

TT:

Yummy!

SEVEN

TT: I've got an idea!

EIGHT

Kate: That's great, Tom!

▶  **Track 20: How much water does Tiger Tom use in a week?**

Seite 23, Übung 15

Tiger Tom showers 4 times a week: That's 360 litres of water a week!
Tiger Tom drinks 2 litres of water every day: That's 14 litres of water a week!
Tiger Tom takes a bath every Monday: That's 120 litres of water a week!
Tiger Tom brushes his teeth twice a day: That's 14 litres of water a week!
Tiger Tom cooks 3 times a week: That's 9 litres of water a week!
Tiger Tom goes to the toilet 6 times a day: That's 378 litres every week!

That's a lot!

▶ Track 21: It's frosty

Seite 24, Übung 1

- ONE:** It's frosty. Let's go ice skating.
- TWO:** It's cloudy and cold today. Brrrr!
- THREE:** It's snowy. Yippie!! Let's build a snowman.
- FOUR:** Phew – it's very windy. Let's fly a kite.
- FIVE:** Oh no – it's rainy! Where is my raincoat?
- SIX:** It's foggy. Where are you?
- SEVEN:** Oh what a hot and sunny day. Let's go to the pool.

▶ Track 22: Weather reports

Seite 25, Übung 2

- Number one:**
It is frosty and cold in London this morning with temperatures at minus 9. It is very snowy, so be careful outside.
- Number two:**
It is foggy and cool in London today. It is not a very nice day.
- Number three:**
It's a beautiful day in London this morning. The sun is shining and there are no clouds. The temperature is 22 degrees. Why not visit Big Ben on such a beautiful sunny day?
- Number four:**
It is rainy again in London this morning. It is very cool and very wet, so take an umbrella with you.

▶ Track 23: On Monday

Seite 25, Übung 3

- Hello, this is your BBC weather report for next week.
It will be rainy on Monday.
On Tuesday it will be cold and cloudy.
On Wednesday it will be foggy.
- On Thursday it will be windy.
On Friday it will be frosty.
On Saturday it will be snowy.
Next Sunday it will be nice and sunny.

▶ Track 24: The good kite

Seite 27, Übung 5

- Narrator:** It's a lovely day in autumn. It's windy and the sun comes out. The children fly their kites. Tiger Tom has got a blue kite. Suddenly it starts to rain.
- Tiger Tom:** Ugh – I hate rain!
- Kite:** I hate rain too.
- Narrator:** The kite pulls and pulls.
- Tiger Tom:** Help!
- Narrator:** Tiger Tom is high up in the air. They fly and fly. Suddenly it's sunny again. They stop at a small island. It's sunny and very windy.
- Tiger Tom:** What a good kite!


▶ Track 25: Singing in the rain

Seite 28, Übung 6

Text darf aus rechtlichen Gründen an dieser Stelle nicht abgedruckt werden.
Sie finden den Songtext zu *Singing in the rain* in zahlreichen Internetquellen.

▶ Track 26: Singing in the rain (Playback)

Seite 28, Übung 6

▶  **Track 27: The weather**

Seite 28, Übung 7

Close your eyes. You are in bed. Wake up. It's Monday.
Look outside. It's sunny, hooray! Let's go to the beach today.

Close your eyes. You are in bed. Wake up. It's Tuesday.
Look outside. It's snowy, hooray! Let's make a snowman today.

Close your eyes. You are in bed. Wake up. It's Wednesday.
Look outside. It's windy, hooray! Let's fly a kite today.

Close your eyes. You are in bed. Wake up. It's Thursday.
Look outside. It's sunny and frosty! Let's go ice skating today.

Close your eyes. You are in bed. Wake up. It's Friday.
Look outside. It's rainy... oh no!

▶  **Track 28: Who is it?**

Seite 30, Übung 1

ONE: It's a girl. She is wearing a blue T-shirt, orange jeans and brown trainers.

TWO: It's a boy. He is wearing a yellow T-shirt, black shorts, black trainers and a grey cap.

THREE: It's a girl. She is wearing a pink T-shirt, white jeans and purple trainers and a white cap.

FOUR: Look, that's an animal. The animal is wearing a T-shirt with red and green on it, purple shorts, green trainers and an orange cap.

▶  **Track 29: What colour are their clothes?**

Seite 30, Übung 2

The girl is wearing a green cap, a yellow T-shirt, white jeans and black trainers.
The boy is wearing a red cap, a green T-shirt, blue jeans, and brown trainers.

▶  **Track 30: Just right**

Seite 31, Übung 3

The sweater is too big.
The raincoat is too small.
The flip-flops are just right.
I think I'll take them all.

The trousers are too big.
The jacket is too small.
The flip-flops are just right.
I think I'll take them all.

▶  **Track 31: Just right (Playback)**

Seite 31, Übung 4

▶  **Track 32: What is it?**

Seite 32, Übung 5

socks – sweater – trousers – jacket – shirt – dress – skirt – raincoat – shoes – boots – flip-flops

▶ Track 33: The birthday present

Seite 34, Übung 8

Lucy: My birthday is on Saturday. Oscar, Emma, Ben, Linda, Tim and Sue: Please come to my party.

Oscar: Oh, thank you, Lucy!

Emma: That's great. Thanks, Lucy.

Ben: Thank you, Lucy.

Linda: Super, thanks.

Tim: Yes, thank you.

Sue: Thank you very much.

Oscar: What presents would you like, Lucy?

Lucy: A new dress, new boots, a new T-shirt ...

Shop assistant: Can I help you?

Ben: I'd like the pink boots, please.

Shop assistant: Oh yes, they are cool.

Ben: How much are they?

Shop assistant: They are £70.

Ben: £70? That's too much.

Shop assistant: What about this T-shirt? It's only £10.

Ben: Great! I'll take it.

Shop assistant: Here you are. Thank you. Goodbye.

Ben: Goodbye.

Shop assistant: Can I help you?

Sue: I'd like the yellow dress, please.

Shop assistant: Yes! Isn't it lovely?

Sue: How much is it?

Shop assistant: It is £60.

Sue: £60? That's too much!

Shop assistant: What about this T-shirt? It's only £10.

Sue: Great! I'll take it.

Shop assistant: Here you are. Thank you and goodbye.

Sue: Goodbye.

Shop assistant: Can I help you?

Oscar: I'd like the white trousers, please.

Shop assistant: Yes, they are nice.

Oscar: How much are they?

Shop assistant: They are £100.

Oscar: What? £100? That's too much.

Shop assistant: What about this T-shirt? It's only £10.

Oscar: Great! I'll take it.

Shop assistant: Here you are. Thank you and goodbye.

Oscar: Goodbye.

Ben, Oscar, Emma, Linda, Tim, Sue: Happy birthday, Lucy!

Lucy: Welcome to my birthday party! Come on in!

Ben: Lucy, this is my present for you.

Lucy: Great! Thank you!

Lucy: Oh, a blue T-shirt! Great! Thank you Ben!

Sue: Lucy, this is my present for you.

Lucy: Great! Thank you!

Lucy: Oh, a red T-shirt! Thank you, Sue.

Children: Today's your birthday. – Let's sing and play.

Today's your birthday. – Let's sing and play.

Come on, let's party. Come on, let's party.

Today's your birthday – Oh yeah! ...

Here is your present. What a surprise! ...

Lucy: Thank you, everybody ...

▶ Track 34: Old clothes

Seite 36, Übung 10

Hi, I am interviewing Ms. Andrews from the Caritas Austria.

Hello, Ms. Andrews.

Ms. A. Hello, Jennifer

Ms. Andrews, what does the Caritas do?

Ms. A. We collect clothes for example. And many other things.

Why?

Ms. A. Because some people do not have money for clothes.

I see. And how does it work?

Ms. A. We have a container in almost every town.

Ok. And what goes into the container?

Ms. A. You can put in winter clothes, summer clothes, baby clothes, good shoes and blankets.

Great. And what should not go in?

Ms. A. You should not put dirty clothes, old and broken shoes, old tea towels, carpets and old fabric into the container.

Ok. And what can our school do to help?

Ms. A. A school can organize a day where children collect clothes for the Caritas.

Great, I think we will do that. Thank you, Ms. Andrews.

Ms. A. Thank you for the interview, Jennifer!

▶ Track 35: The Hokey Cokey

Seite 40, Übung 1

You put your right arm in. Your right arm out.

Your right arm in and you shake it all about.

You do the Hokey Cokey and you turn around.

That's what it's all about.

Oh, the Hokey Cokey!

Oh, the Hokey Cokey!

Oh, the Hokey Cokey!

Knees bent, arms stretched, Ra-ra-ra!

You put your left arm in ...

You put your right leg in ...

You put your left leg in ...

You put your whole self in ...

▶  **Track 36: The Hokey Cokey (Playback)**

Seite 40, Übung 1

▶  **Track 37: The five senses**

Seite 42, Übung 6

What is your nose for? You smell with your nose.
What is your skin for? You feel with your skin.
What is your tongue for? You taste with your tongue.
What are your eyes for? You see with your eyes.
What are your ears for? You hear with your ears.
You smell, you feel, you taste, you see, you hear.

▶  **Track 38: Monster in the classroom**

Seite 42, Übung 8

There is a monster in the classroom...
It is very big and has six eyes.
The monster has three ears and only five hairs.
The monster has very big teeth. They are long and black.
The monster has eight legs. They are very short. The monster has three toes on every leg.
It has only one arm, but there are nine fingers on it.
Now, colour your monster!

▶  **Track 39: Lots of chocolate**

Seite 43, Übung 9

You go into the candy store.
You see lots of chocolate.
You smell lots of chocolate.
You feel lots of chocolate.
You taste lots of chocolate.
Ouch, your tummy hurts.

▶  **Track 40: Stand up, sit down**

Seite 44, Übung 11

Stand up, sit down.
Shake your head and turn around.
Stand up, touch your nose.
Bend your knees, touch your toes.
Sit down, stamp your feet.
Feel the rhythm, feel the beat.

Stand up, sit down.
Shake your head and turn around.
Stand up, touch your nose.
Bend your knees, touch your toes.
Sit down, stamp your feet.
Feel the rhythm, feel the beat.

Stand up, sit down.
Shake your head and turn around.
Stand up, touch your nose.
Bend your knees, touch your toes.
Sit down, stamp your feet.
Feel the rhythm, feel the beat.

Stand up, sit down.
Shake your head and turn around.
Stand up, touch your nose.
Bend your knees, touch your toes.
Sit down, stamp your feet.
Feel the rhythm, feel the beat.

▶  **Track 41: Stand up, sit down (Playback)**

Seite 44, Übung 11

▶  **Track 42: What does Tiger Tom do all week?**

Seite 46, Übung 1

- ONE:** On Monday Tiger Tom plays basketball.
TWO: On Tuesday Tiger Tom plays the piano.
THREE: On Wednesday Tiger Tom plays tennis.
FOUR: On Thursday Tiger Tom plays cards.
FIVE: On Friday Tiger Tom reads a book.
SIX: On Saturday Tiger Tom rides his bike.
SEVEN: On Sunday Tiger Tom sleeps all day.

▶  **Track 43: Hobbies**

Seite 47, Übung 3

- | | |
|---|---|
| Number one: Tim is playing the drums. | Number seven: Tim is inline skating. |
| Number two: Emma is playing football. | Number eight: Emma is jumping rope. |
| Number three: Tim is skiing. | Number nine: Tim is riding a horse. |
| Number four: Emma is playing computer games. | Number ten: Emma is ice skating. |
| Number five: Tim is doing judo. | Number eleven: Tim is reading. |
| Number six: Emma is drawing. | Number twelve: Emma is swimming. |

▶  **Track 44: Hi, I'm Tim! Hi, I'm Emma!**

Seite 47, Übung 3

- | | |
|--|---|
| Interviewer: What are your hobbies, Tim? | Emma: Hi. I'm Emma. |
| Tim: I like swimming, playing football, skiing, ice skating, reading, drawing and horseback riding. | Interviewer: And what are your hobbies, Emma? |
| | Emma: I like playing the drums, jumping rope, inline skating, playing computer games and doing judo. |

▶  **Track 45: Trouble with Lizzy**

Seite 50, Übung 9

- Narrator:** It's a fine spring day. Emma is in the street. She is unhappy. There is no friend to play with. Then she sees a new girl.
- Emma:** Hi! I'm Emma. Let's go skating or jump roping.
- Lizzy:** Hi! I'm Lizzy. Give me your rope, please.
- Emma:** Here you are!
- Lizzy:** I can do "The chocolate cake".
- Emma:** Show me.
- Lizzy:** Chocolate cake when you bake, how many minutes will you take? – Ten, twenty, thirty, forty, fifty.
- Emma:** Wow! You are good! I'm good, too. I can jump to sixty.
- Lizzy:** OK! Let's see then!
- Narrator:** Ten, twenty, thirty. Oh no! Emma only jumps to thirty. Lizzy is the winner.
- Lizzy:** Emma, Emma is her name, jump roping, jump roping is not her game.
- Emma:** Go away Lizzy. I don't want to play with you again! Look, there is Tim. Hello Tim. Let's go skating.
- Lizzy:** Great idea.
- Tim:** Let's skate to the playground.
- Lizzy:** Oh, yes! (swoosh)
- Emma:** Oh, no ...

▶  **Track 46: Tiger Tom loves football**

Seite 52, Übung 11

- | | |
|---|---|
| Tom loves football. Let's play a game of football with him. | Oh no. Somebody has tripped you. PENALTY! |
| Put on your uniform. | Now take the ball again. |
| Put on your shoes. | Run to the goal. |
| Run out into the field. | Shoot! |
| Are you ready? Run with the ball. | GOAL! We are the champions! |
| Pass the ball to another player. | |

▶  **Track 47: I spy with my little eye**

Seite 56, Übung 1

ONE: I spy with my little eye a zoo animal:
It is a big animal. It is brown. It likes to eat honey.

TWO: I spy with my little eye a zoo animal:
It is grey. It is big. It has got four legs, a tail and a long trunk.

THREE: I spy with my little eye a zoo animal:
It is the king of the animals. It eats meat. It is yellow.

FOUR: I spy with my little eye a zoo animal:
It is a brown animal. It is funny. It eats bananas.

FIVE: I spy with my little eye a zoo animal:
It lives in Africa. It's a horse, but it has got black and white stripes.

SIX: I spy with my little eye a zoo animal: It is a very tall animal. It has a long neck. It is yellow and dark brown.

SEVEN: I spy with my little eye a zoo animal: It is a small animal. It can speak. It can fly.

EIGHT: I spy with my little eye a zoo animal:
It is grey. It looks like a dog.

▶  **Track 48: Let's go to the zoo** (T: Karin Mülle, M: Marcus Laube, © Klett)

Seite 57, Übung 3

Hello Sue, let's go to the zoo, to the big elephants, me and you.
... to the funny monkeys, me and you.
... to the wild lions, me and you.
... to the big bears, me and you.
... to the funny penguins, me and you.
... to the wild snakes, me and you.

... to the big giraffes, me and you.
... to the funny kangaroos, me and you.
... to the wild zebras, me and you.
... to the big hippos, me and you.
... to the funny parrots, me and you.
... to the wild crocodiles, me and you.


▶  **Track 49: Let's go to the zoo (Playback)**

Seite 57, Übung 3

▶  **Track 50: Animals at the zoo**

Seite 58 Übung 5

There is a snake on the tree. There is an elephant under the tree. There is a parrot on the rock. There is a crocodile in the water.
There is a lion next to the elephant.

▶  **Track 51: At the zoo**

Seite 59, Übung 6

ONE: **TT:** Look, the penguins! They're going swimming. ...

Oh, how sweet! ... Come on, let's go to the monkeys.

Sue: Okay, let's go.

TWO: **Sue:** Oh look, there is a kiosk. Let's go and buy some ice cream.

Sue: Hello.

Clerk: Hello. Can I help you, dear?

Sue: An ice cream, please.

Clerk: Here you are. And what about you?

TT: An ice cream, please.

Clerk: Here you are. That's £2.20.

TT: Here YOU are.

Clerk: Thank you. Bye.

TT and Sue: Bye-bye.

THREE: **Sue:** Come on Tom, let's go to the monkeys.

TT: Okay. Let's go.

Sue: Look, the monkeys. Hahaha!

TT: Hahaha.

FOUR: **Sue:** My ice cream!

FIVE: **TT:** Oh, never mind. You can have some of mine. Here you are.

Sue: Thank you, Tom. Let's go to the parrots. They don't eat ice cream.

SIX: **Parrot:** Ice cream, ice cream. I scream, you scream, we all scream for ice cream.

TT and Sue: Hahahaha.

▶  **Track 52: What are the animals doing?**

Seite 60, Übung 7

The monkeys are hanging from the tree. Hang on the tree like a monkey. Woah! Good!

The lions are sleeping. Lie down and sleep like the lions. Alright!

The parrots are speaking. Speak like a parrot! Nice!

The crocodiles are swimming. Jump in the water and swim with the crocodiles. Excellent!

The kangaroos are jumping. Now jump like the kangaroos.

Now faster:

Jump like the kangaroos.

Sleep like the lions.

Jump in the water and swim with the crocodiles.

Speak like a parrot!

Hang on the tree like a monkey.

▶  **Track 53: The seasons.**

Seite 62, Übung 1

It is spring. It is warm, but rainy. Tiger Tom is wearing a raincoat, rubber boots, a jacket and trousers. He is playing in the rain.

It is summer. It is hot and sunny. Tiger Tom is wearing a T-shirt, shorts, flip-flops and a cap. He is lying on the beach. He is eating an ice cream.

It is autumn. It is windy and cool. Tiger Tom is wearing a sweater, a jacket, shoes, socks, and a hat. He is outside flying a kite.

It is winter. It is cold and snowy. Tiger Tom is wearing boots, a scarf, gloves, a hat, and a winter jacket. He is making a snowman.

▶  **Track 54: What season is it?**

Seite 63, Übung 2

ONE: It is a beautiful day. It is hot and sunny. Sandra is lying in the sun. Peter and sue are playing in the water.

TWO: It is very cold. Mr. Peterson is carrying a Christmas tree. There is a snowman. A boy is riding his sled.

THREE: It is warm and sunny. Holly is looking for Easter eggs. There are lots of pretty flowers.

FOUR: It is grey and windy. Leaves are falling from the trees. A boy is flying a kite.

▶  **Track 55: What do they do in autumn?**

Seite 63, Übung 3

In autumn, Ben likes to carve a pumpkin.

In autumn, Rona likes to ride her bike.

In autumn, Nick likes to fly a kite.

On Halloween, Sarah likes to dress up as Frankenstein's Monster.

▶  **Track 56: It's Halloween.**

Seite 64, Übung 4

ONE: Look, there is a ghost.

TWO: Look, there is a witch.

THREE: Look, there is a skeleton.

FOUR: Look, there are two monsters.

FIVE: Look, there is a bat.

SIX: Look, there is a big pumpkin.

SEVEN: Look, there is a vampire.

EIGHT: Look, there are 4 cats.

NINE: Look, there is an owl.

TEN: Look, there are 3 spiders.

ELEVEN: Look, there is a wizard. (Abracadabra.)

TWELVE: Look, there is the moon. Good night.

▶  **Track 57: Halloween in Canada**

Seite 64, Übung 5

At Halloween in Canada children dress up. They go as ghosts and monsters, but also as superheroes and princes. They go to school in their costumes. In the evening, they go from door to door and collect candy. At the door, they shout: „trick or treat!“. Some have big bags to collect the candy. At home, they count the candy. The next week, they eat the candy....

▶  **Track 58: The pumpkin in the dark**

Seite 65, Übung 6

The pumpkin in the dark.
The pumpkin in the dark.
Hey-ho for Halloween!
The pumpkin in the dark.

The pumpkin meets a cat.
The pumpkin meets a cat.
Hey-ho for Halloween!
The pumpkin meets a cat.

The cat meets a bat.
The cat meets a bat.
Hey-ho for Halloween!
The cat meets a bat.

The bat meets a witch.
The bat meets a witch.
Hey-ho for Halloween!
The bat meets a witch.

The witch meets a ghost.
The witch meets a ghost.
Hey-ho for Halloween!
The witch meets a ghost.

The ghost says "Boo!"
The ghost says "Boo!"
Hey-ho for Halloween!
The ghost says "Boo!"

▶  **Track 59: The pumpkin in the dark (Playback)**

Seite 65, Übung 7

▶  **Track 60: The costume party**

Seite 68, Übung 1

Narrator: Some friends are at school. They see a poster.
There are Peter, Sophie, Oliver, Holly and Luke.

Peter: Look!

Sophie: What is it?

Oliver: It's a costume party!

Holly: Here at school?

Luke: Yes, it's on Friday!

▶  **Track 61: The costume party 2**

Seite 68, Übung 1

Narrator: The friends think about what to wear.

Peter: I can wear my new T-shirt!

Sophie: I can wear my new dress!

Oliver: I can wear my new jeans!

Holly: I can wear my new jacket!

Luke: I can wear my new cap!

▶  **Track 62: The costume party 3**

Seite 69, Übung 2

Narrator: Then Peter has an idea. He wants to have an animal costume party!

Peter: We can go as animals! I can go as a monkey!

Sophie: Yes, and I can go as a penguin!

Oliver: Great. I can go as a giraffe!

Holly: Ok. I can go as a zebra!

Luke: Perfect! I can go as an elephant!

▶  **Track 63: The costume party 4**

Seite 69, Übung 2

Narrator: The kids are at the party. They are having a lot of fun.

Peter and Sophie: We love dancing!

Oliver and Holly: And we love listening to music!

Luke: And I love playing the drums!

Peter: Hey, I'm really hungry!

Sophie, Phil,

Holly and Luke: Yes, I am hungry, too!

▶  **Track 64: The costume party 5**

Seite 70, Übung 3

Peter: I'm hungry, I want a hamburger.

Sophie: I'm hungry, I want an apple.

Oliver: I'm hungry, I want some chocolate.

Luke: I'm hungry, I want some bread with cheese.

Holly: I'm hungry, I want sausages.

▶  **Track 65: The costume party 6**

Seite 70, Übung 3

Narrator: Then a lion comes to the party. He is very hungry, too. *Oliver:* Do you want some chocolate?
Lion: Roar, I am very hungry! *Luke:* Do you want some bread with cheese?
Peter: Do you want a hamburger? *Holly:* Do you want sausages?
Sophie: Do you want an apple?

▶  **Track 66: The costume party 7**

Seite 71, Übung 4

Lion: No, I want to eat ... a zebra!
Holly: A zebra? Ha, ha, ha, you cannot eat me!
Narrator: The kids laugh at the lion. The lion is angry and shouts, „ROAR!“

▶  **Track 67: The costume party 8**

Seite 71, Übung 4

Narrator: Just then, the headmaster runs into the room with a radio.
Headmaster: Oh no, listen! It's the zoo director!
Voice from the radio: I am looking for a big lion! He broke out of the zoo last night.
He is very big and very hungry!
Kids: A lion?
Lion: ROAR!
Kids: Oh no!
Narrator: The kids run away.

▶  **Track 68: Numbers**

Seite 80, Übung 1

one, two, three, four, five, six, seven, eight, nine, ten, eleven, twelve, thirteen, fourteen, fifteen, sixteen, seventeen, eighteen, nineteen, twenty

ten, twenty, thirty, forty, fifty, sixty, seventy, eighty, ninety, one hundred

two hundred, three hundred, four hundred, five hundred, six hundred, seven hundred, eight hundred, nine hundred, one thousand

twenty-eight, thirty-three, forty-one, fifty-two, sixty-seven, seventy-six, eighty-five, ninety-nine

one hundred and twenty, three hundred and sixty, three hundred and seventy-eight, eight hundred and ninety-five