




Lasso

Englisch 3

Kopiervorlagen

KV 1: English words

Name: _____ Date: _____



jeans



croissant



toast



skateboard



pizza



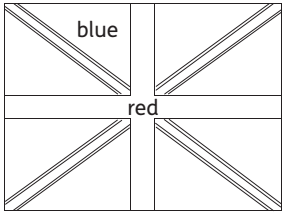


T-shirt



café




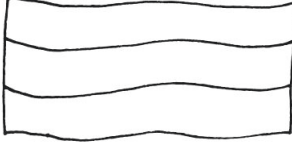




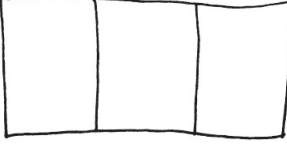

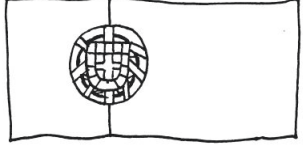
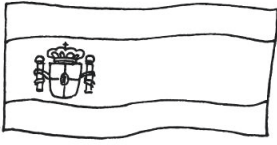

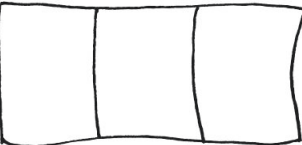

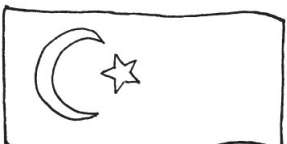


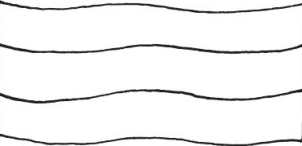

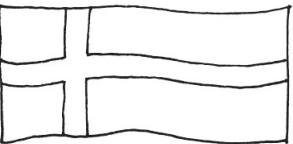

spaghetti

GB 	F 	I 

Weitere englische Wörter:

KV 2: Countries and their flags

Name: _____ Date: _____

	Germany		Great Britain
		Austria	
	France		Portugal
		Spain	
	Italy		Turkey
		Poland	
	Estonia		Sweden
		Denmark	

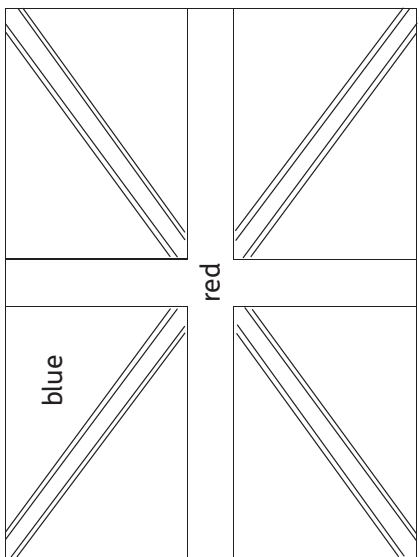
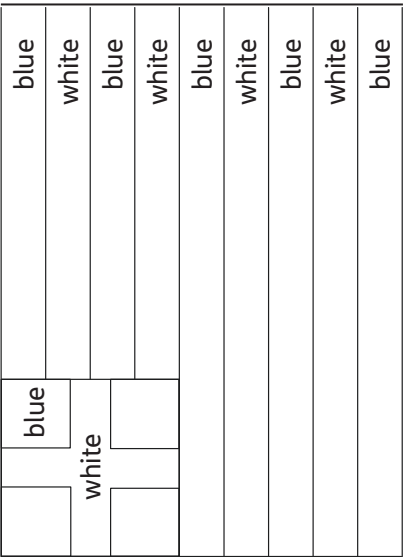
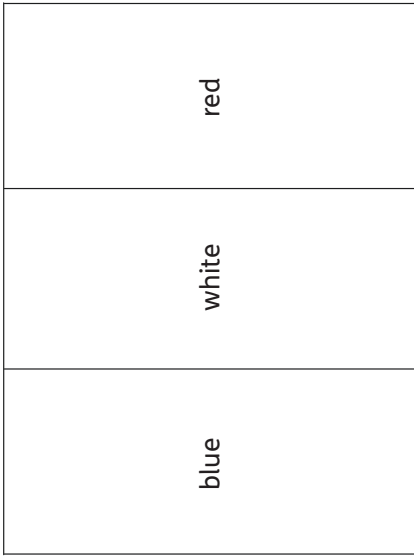
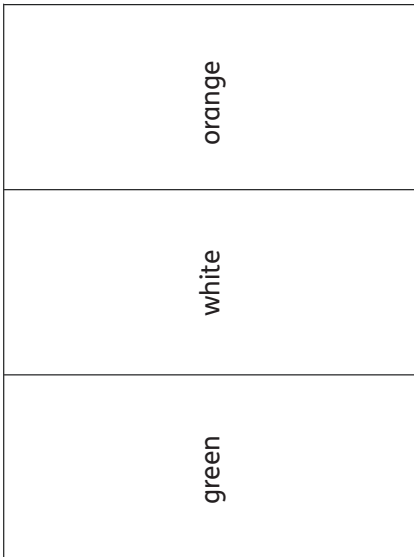
KV 3: European flags I

Name: _____ Date: _____

<p style="text-align: center;">Finland</p> <div style="display: flex; justify-content: space-around; align-items: center;"> <div style="border: 1px solid black; padding: 5px;">white</div> <div style="border: 1px solid black; padding: 5px;">blue</div> </div> <p style="text-align: center;">Näkemiin</p>	<p style="text-align: center;">Denmark</p> <div style="display: flex; justify-content: space-around; align-items: center;"> <div style="border: 1px solid black; padding: 5px;">red</div> <div style="border: 1px solid black; padding: 5px;">white</div> </div> <p style="text-align: center;">Farvel</p>
<p style="text-align: center;">Germany</p> <div style="display: flex; justify-content: space-around; align-items: center;"> <div style="border: 1px solid black; padding: 5px;">black</div> <div style="border: 1px solid black; padding: 5px;">red</div> <div style="border: 1px solid black; padding: 5px;">yellow</div> </div> <p style="text-align: center;">Auf Wiedersehen</p>	<p style="text-align: center;">Belgium</p> <div style="display: flex; justify-content: space-around; align-items: center;"> <div style="border: 1px solid black; padding: 5px;">black</div> <div style="border: 1px solid black; padding: 5px;">yellow</div> <div style="border: 1px solid black; padding: 5px;">red</div> </div> <p style="text-align: center;">Bonjour Goedemorgen</p> <p style="text-align: center;">Au revoir Tot ziens</p>

KV 4: European flags II

Name: _____ Date: _____

<p>Great Britain</p> 	<p>Greece</p> 
<p>Good morning</p>	<p>Kalimera</p>
<p>Goodbye</p>	<p>Giasou</p>
<p>France</p> 	<p>Ireland</p> 
<p>Bonjour</p>	<p>Good morning</p>
<p>Au revoir</p>	<p>Goodbye</p>

KV 5: European flags III

Name: _____ Date: _____

<p>The Netherlands</p> <table border="1" style="width: 100%; height: 150px;"> <tr> <td style="text-align: center; vertical-align: middle;">red</td> <td style="text-align: center; vertical-align: middle;">white</td> <td style="text-align: center; vertical-align: middle;">blue</td> </tr> </table> <p style="text-align: right;">Goedemorgen</p>	red	white	blue	<p>Luxemburg</p> <table border="1" style="width: 100%; height: 150px;"> <tr> <td style="text-align: center; vertical-align: middle;">red</td> <td style="text-align: center; vertical-align: middle;">white</td> <td style="text-align: center; vertical-align: middle;">blue</td> </tr> </table> <p style="text-align: right;">Moien</p>	red	white	blue
red	white	blue					
red	white	blue					
<p>Italy</p> <table border="1" style="width: 100%; height: 150px;"> <tr> <td style="text-align: center; vertical-align: middle;">green</td> <td style="text-align: center; vertical-align: middle;">white</td> <td style="text-align: center; vertical-align: middle;">red</td> </tr> </table> <p style="text-align: right;">Buon giorno</p>	green	white	red	<p>Austria</p> <table border="1" style="width: 100%; height: 150px;"> <tr> <td style="text-align: center; vertical-align: middle;">red</td> <td style="text-align: center; vertical-align: middle;">white</td> <td style="text-align: center; vertical-align: middle;">red</td> </tr> </table> <p style="text-align: right;">Grüß Gott</p>	red	white	red
green	white	red					
red	white	red					


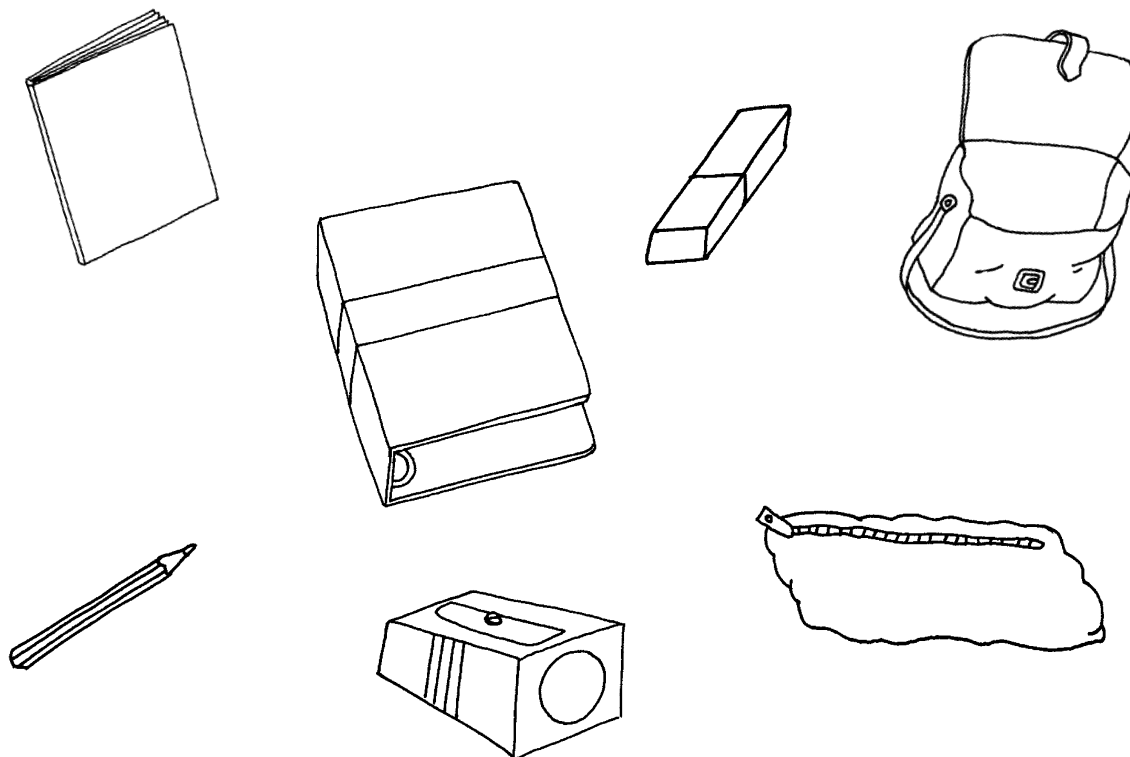
KV 6: European flags IV

Name: _____ Date: _____

<p style="text-align: center;">Spain</p> <div style="border: 1px solid black; padding: 10px; margin: 10px auto; width: 80%;"> <table style="width: 100%; border-collapse: collapse;"> <tr> <td style="width: 33%; border: 1px solid black; text-align: center; padding: 5px;">red</td> <td style="width: 33%; border: 1px solid black; text-align: center; padding: 5px;">yellow</td> <td style="width: 33%; border: 1px solid black; text-align: center; padding: 5px;">red</td> </tr> </table> </div> <p style="text-align: center;">Buenos dias</p>	red	yellow	red	<p style="text-align: center;">Sweden</p> <div style="border: 1px solid black; padding: 10px; margin: 10px auto; width: 80%;"> <table style="width: 100%; border-collapse: collapse;"> <tr> <td style="width: 33%; border: 1px solid black; text-align: center; padding: 5px;">blue</td> <td style="width: 33%; border: 1px solid black; text-align: center; padding: 5px;">yellow</td> <td style="width: 33%; border: 1px solid black; text-align: center; padding: 5px;"></td> </tr> </table> </div> <p style="text-align: center;">God morgen</p>	blue	yellow	
red	yellow	red					
blue	yellow						
<p style="text-align: center;">Portugal</p> <div style="border: 1px solid black; padding: 10px; margin: 10px auto; width: 80%;"> <table style="width: 100%; border-collapse: collapse;"> <tr> <td style="width: 33%; border: 1px solid black; text-align: center; padding: 5px;">green</td> <td style="width: 33%; border: 1px solid black; text-align: center; padding: 5px;"> <div style="border: 1px solid black; border-radius: 50%; width: 60px; height: 60px; display: flex; align-items: center; justify-content: center; margin: 0 auto;"> yellow / orange </div> </td> <td style="width: 33%; border: 1px solid black; text-align: center; padding: 5px;">red</td> </tr> </table> </div> <p style="text-align: center;">Bom dia</p>	green	<div style="border: 1px solid black; border-radius: 50%; width: 60px; height: 60px; display: flex; align-items: center; justify-content: center; margin: 0 auto;"> yellow / orange </div>	red	<p style="text-align: center;">Adjö</p> <div style="border: 1px solid black; padding: 10px; margin: 10px auto; width: 80%; height: 150px;"> <div style="border: 1px solid black; width: 100%; height: 100%;"></div> </div> <p style="text-align: center;">_____</p>			
green	<div style="border: 1px solid black; border-radius: 50%; width: 60px; height: 60px; display: flex; align-items: center; justify-content: center; margin: 0 auto;"> yellow / orange </div>	red					

KV 7: School things

Name: _____ Date: _____



KV 8: Numbers

Name: _____ Date: _____

10	20	30
40	50	60
70	80	90
100	+	-

KV 9: My family, my friends and me

Name: _____ Date: _____

 <p>This is my son, Ben.</p>	 <p>This is my _____, Lily.</p>	 <p>This is my _____, Mrs Brown.</p>
 <p>This is my _____, Mr Brown.</p>	 <p>This is my _____, John.</p>	 <p>This is my _____, Lily.</p>
 <p>This is my _____, Megan.</p>	 <p>This is my _____.</p>	 <p>This is my _____.</p>

son grandma mother daughter

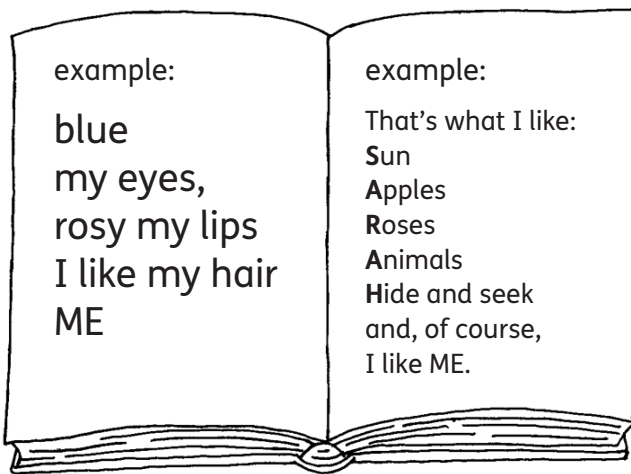

grandpa sister brother cousin

father

KV 10: My family, my friends and me

Name: _____ Date: _____

Me



Now it's your turn:







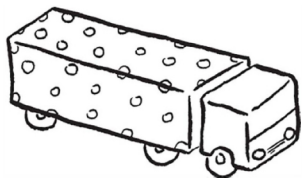
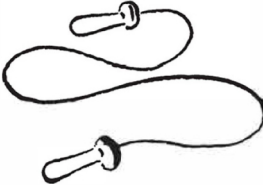


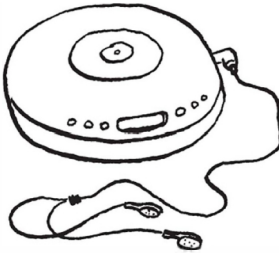

_____,
 my _____,
 _____ my lips, I
 like _____.
 ME

Use the words:

brown	blue	green	dark	soft	
curly	eyes	hair	red	rosy	
my hair	my eyes	my pet	my dog	my cat	my hamster
to swim	to run	to play	to skip		

KV 11: Toys

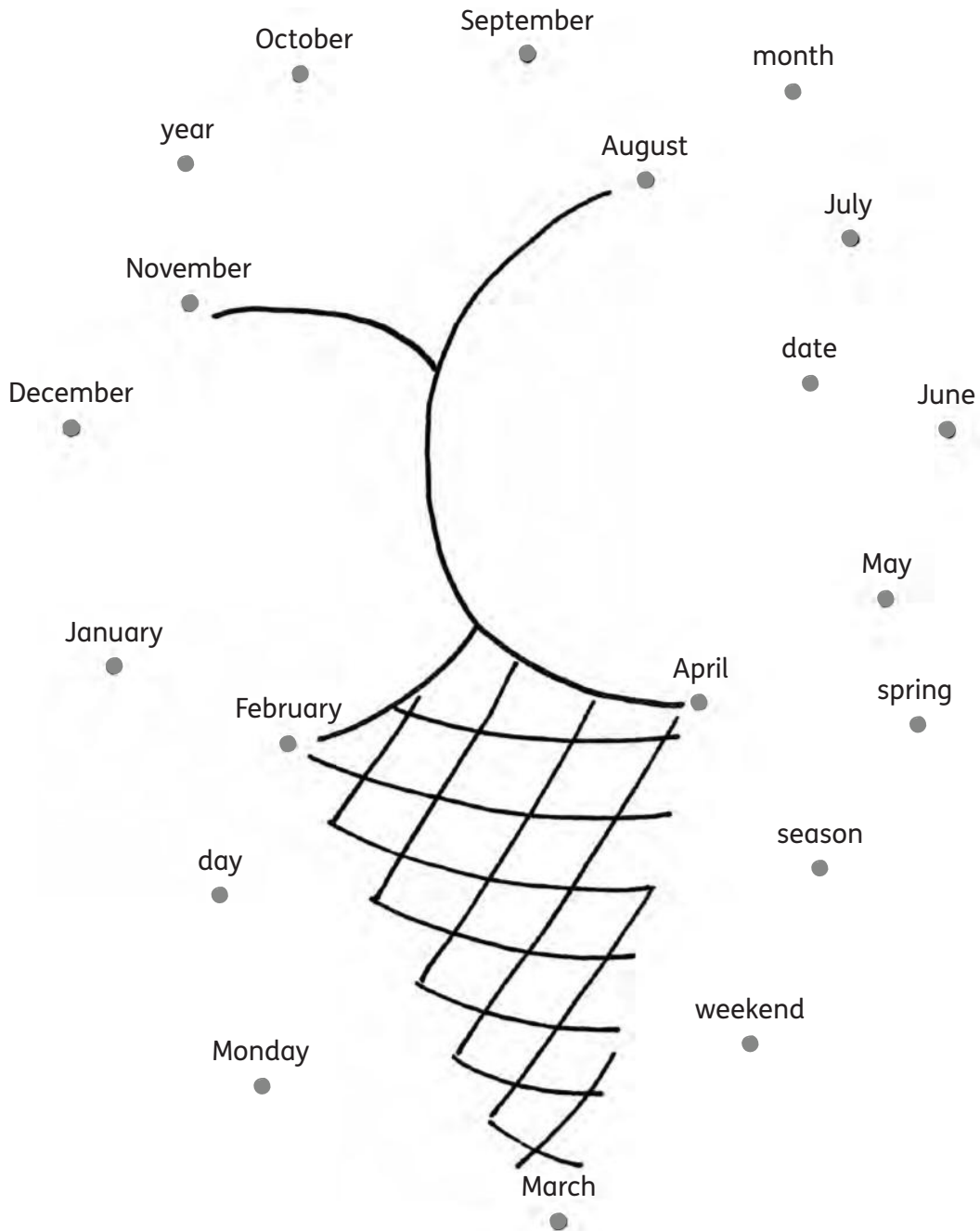
Name: _____ Date: _____

KV 12: The circle of the year

Name: _____ Date: _____

Around the year



J _ _ uary, Fe _ _ _ ary, M _ _ ch,

Ap _ _ _ , M _ _ , Ju _ _ , _ uly, Au _ _ _ t,

Se _ _ em _ er, Oc _ _ ber, N _ _ emb _ _ , De _ _ _ ber

KV 13: The circle of the year

Name: _____ Date: _____

Seasons – a class survey

Ask someone in class and write down his or her name.



I ride my bike in spring.




I go swimming in summer.



I pick apples in autumn.



I make a snowman in winter.



My birthday is in spring.



My birthday is in summer.



My birthday is in autumn.



My birthday is in winter.

KV 14: Shopping

Name: _____ Date: _____

Fancy dress




hat	hat	jacket	trousers
dress	shoes	shoes	pullover

KV 15: Shopping

Name: _____ Date: _____

Clothes (Pairs)



KV 16: Shopping

Name: _____ Date: _____

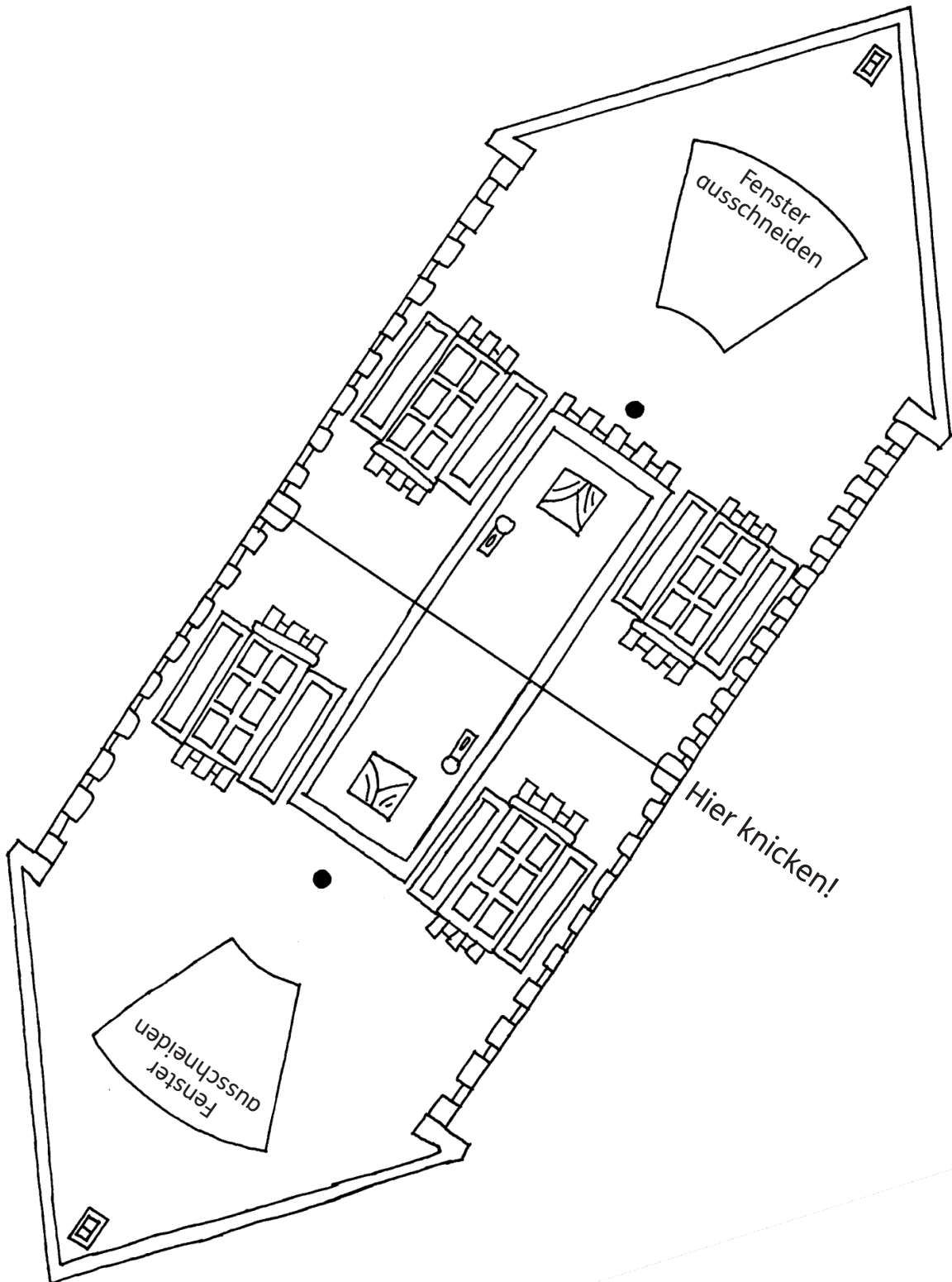
Clothes (Pairs)

 skirt	 dress	 T-shirt	
 raincoat	pullover	trousers	
 woolly hat	scarf	gloves	
 wellies	boots	socks	

KV 17: At home

Name: _____ Date: _____

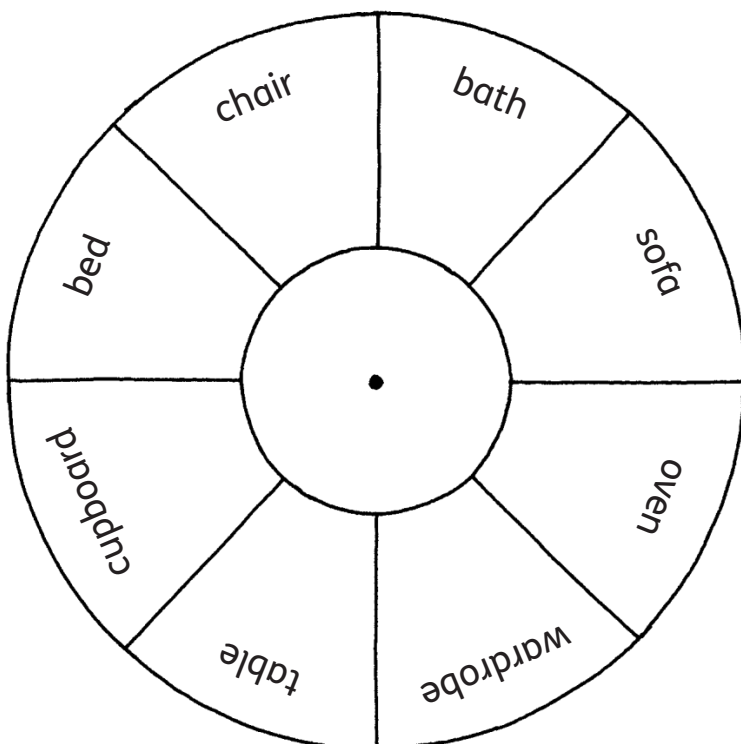
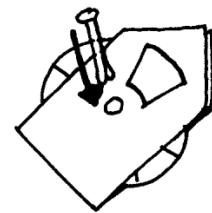

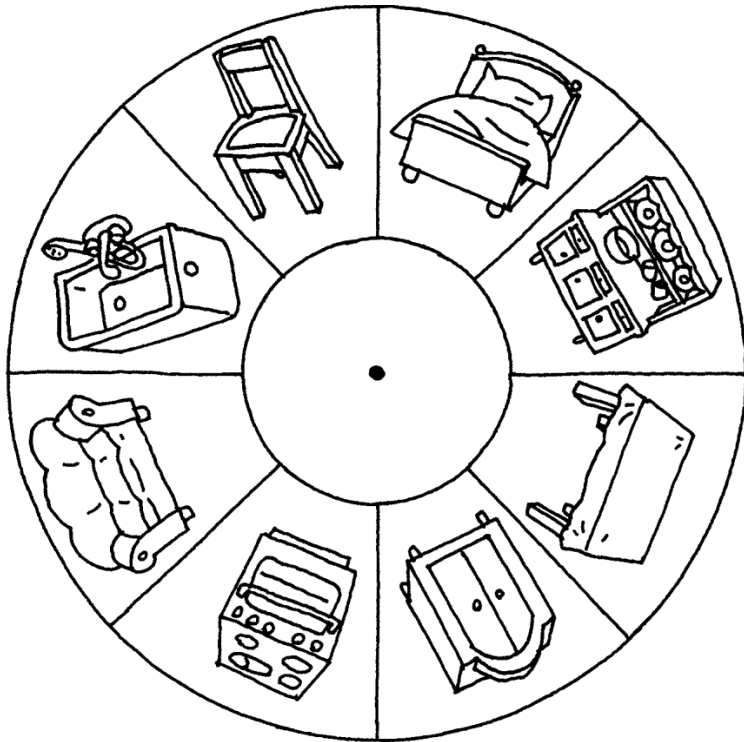
Squeaky's house



KV 18: At home

Name: _____ Date: _____

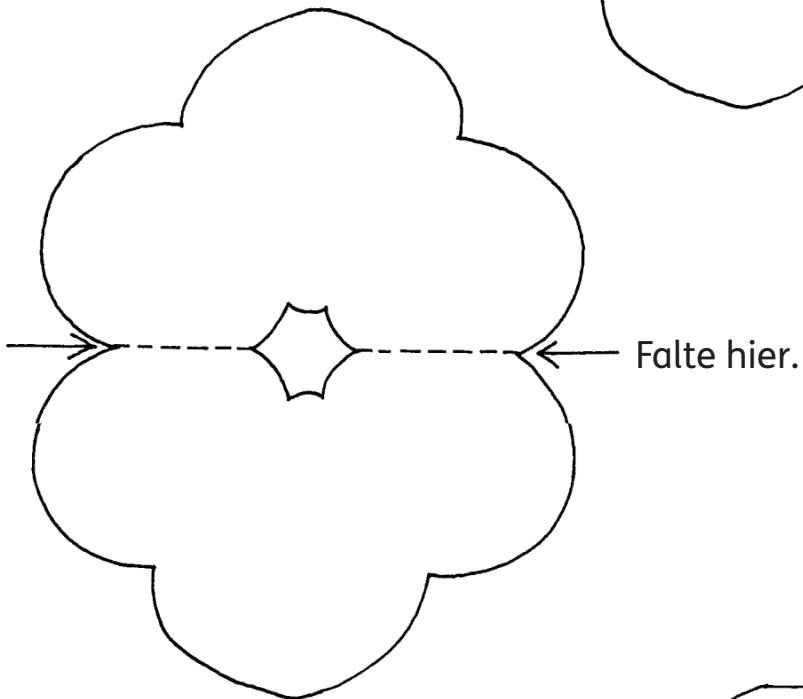
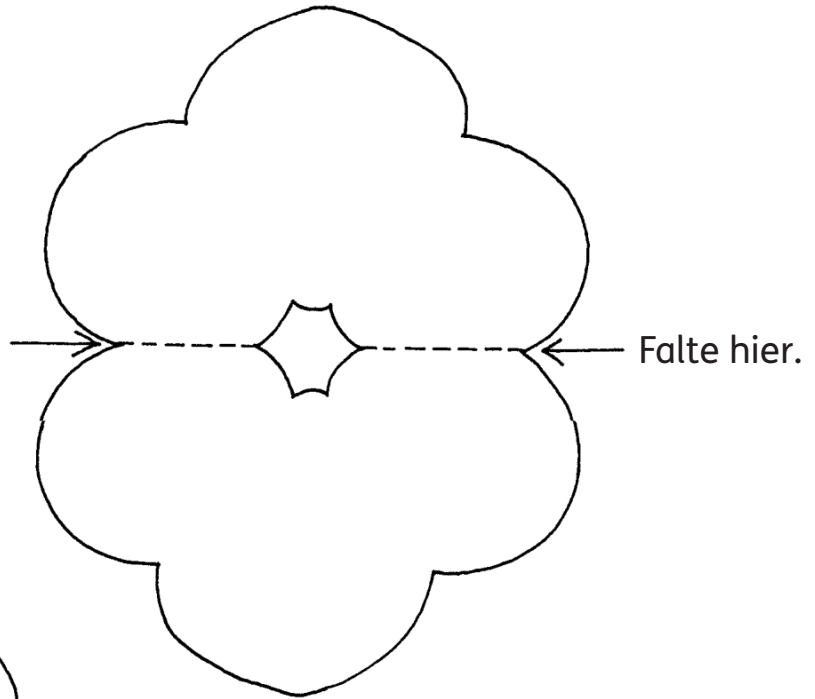
Furniture in Squeaky's house




KV 19: At home

Name: _____ Date: _____

My mouse













Hello, I'm Squeaky.
Put me on your fingertip.













KV 20: Food and drink – Domino

Name: _____ Date: _____

<p>tea</p>		<p>ice-cream</p>	
<p>apple</p>		<p>yoghurt</p>	
<p>spaghetti</p>		<p>sausages</p>	
<p>egg</p>		<p>toast</p>	
<p>milk</p>		<p>butter</p>	

KV 21: Food and drink – Domino 2

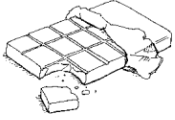






Name: _____ Date: _____

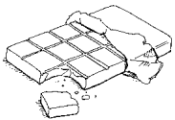


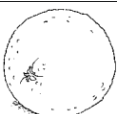



<p>hamburger</p>		<p>cookies</p>	
<p>bread</p>		<p>cornflakes</p>	
<p>chocolate</p>		<p>muesli</p>	
<p>cheese</p>		<p>banana</p>	
<p>salad</p>		<p>fish and chips</p>	

KV 22: At the newagent's

Name: _____ Date: _____

Ice-cream cones

	chocolate	
	lemon	
	orange	
	vanilla	
	banana	
	strawberry	

	chocolate	
	lemon	
	orange	
	vanilla	
	banana	
	strawberry	

KV 23: At the newagent's

Name: _____ Date: _____

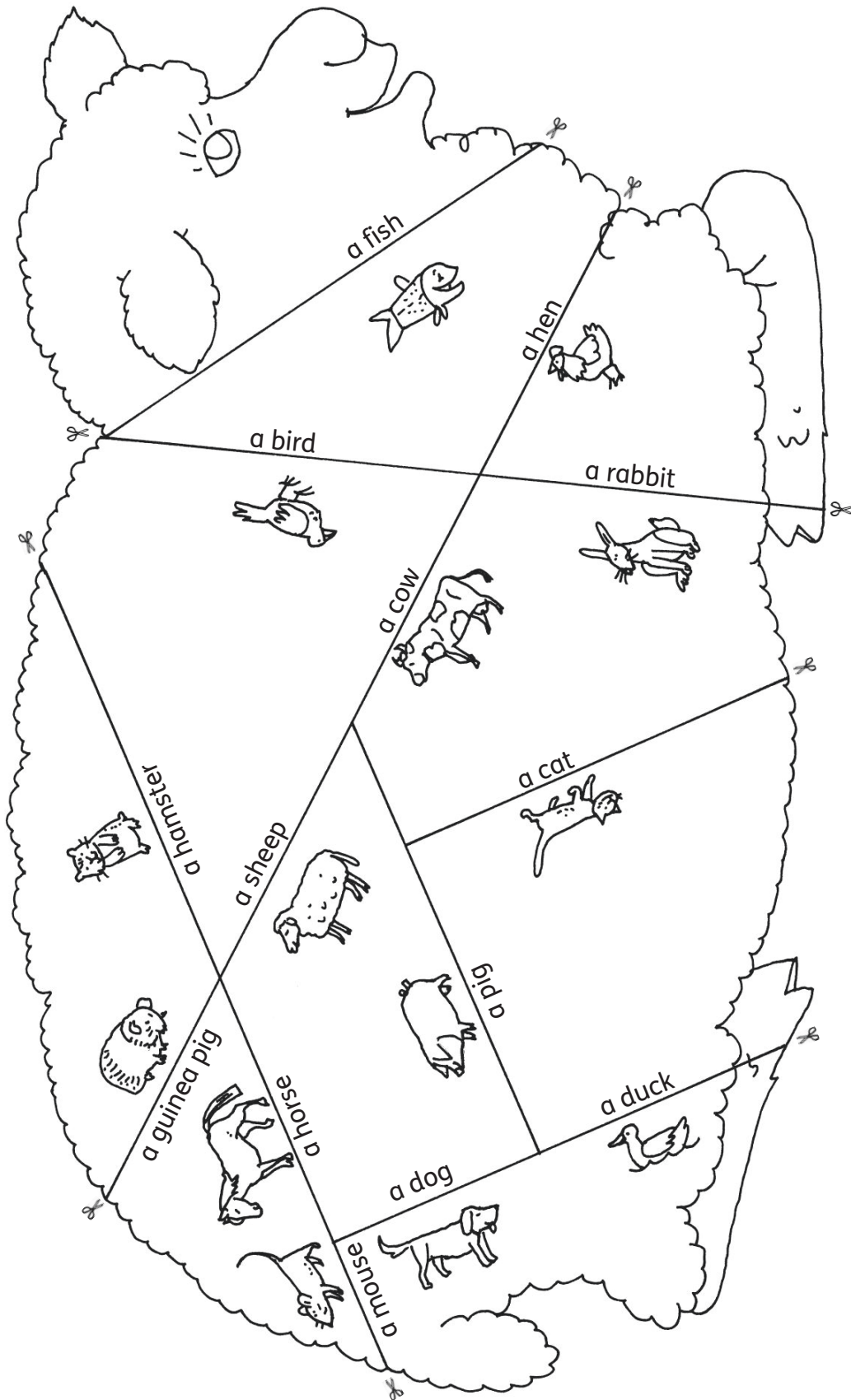
What I like and don't like

Tick yes or no.

 <p>I like toast and butter.</p> <p>Yes. <input type="checkbox"/> No. <input type="checkbox"/></p>	 <p>I like muesli.</p> <p>Yes. <input type="checkbox"/> No. <input type="checkbox"/></p>	 <p>I like ham and eggs.</p> <p>Yes. <input type="checkbox"/> No. <input type="checkbox"/></p>
 <p>I like cornflakes.</p> <p>Yes. <input type="checkbox"/> No. <input type="checkbox"/></p>	 <p>I like orange juice.</p> <p>Yes. <input type="checkbox"/> No. <input type="checkbox"/></p>	 <p>I like fish and chips.</p> <p>Yes. <input type="checkbox"/> No. <input type="checkbox"/></p>
 <p>I like milk.</p> <p>Yes. <input type="checkbox"/> No. <input type="checkbox"/></p>	 <p>I like water.</p> <p>Yes. <input type="checkbox"/> No. <input type="checkbox"/></p>	 <p>I like spaghetti.</p> <p>Yes. <input type="checkbox"/> No. <input type="checkbox"/></p>
 <p>I like pizza.</p> <p>Yes. <input type="checkbox"/> No. <input type="checkbox"/></p>	 <p>I like Coke.</p> <p>Yes. <input type="checkbox"/> No. <input type="checkbox"/></p>	 <p>I like sausages.</p> <p>Yes. <input type="checkbox"/> No. <input type="checkbox"/></p>

KV 24: Sheep puzzle

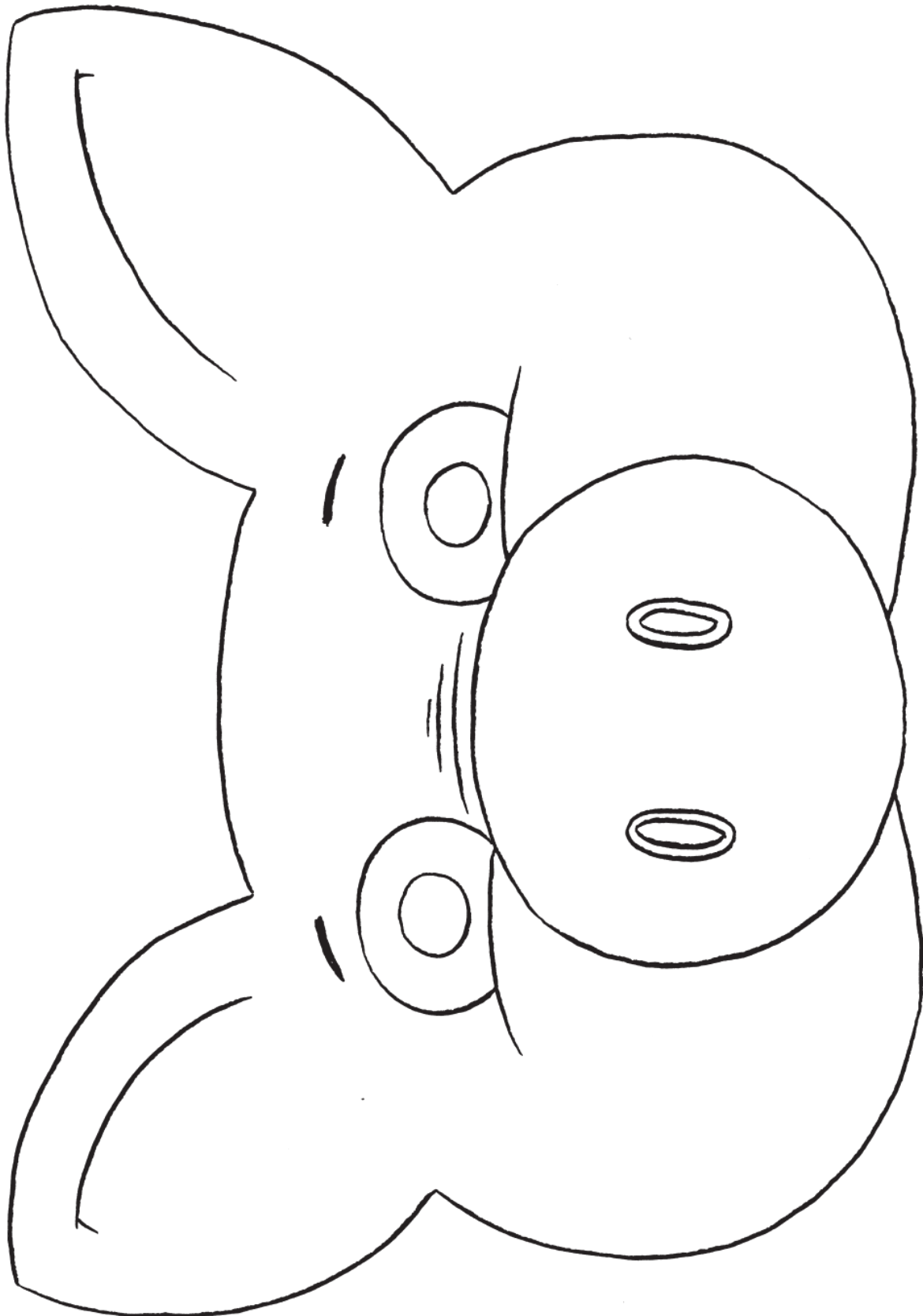
Name: _____ Date: _____





KV 25: Make a pig's mask


Name: _____ Date: _____



KV 26: Let's celebrate

Name: _____ Date: _____




Spooky garlands



KV 27: Let's celebrate

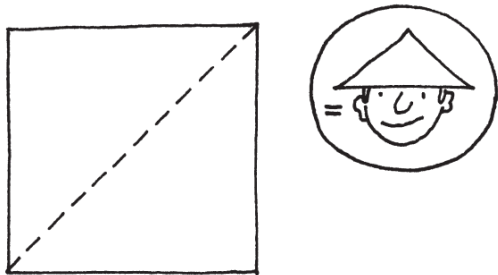
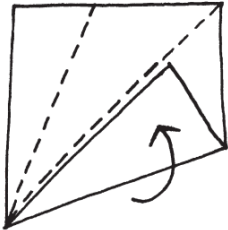
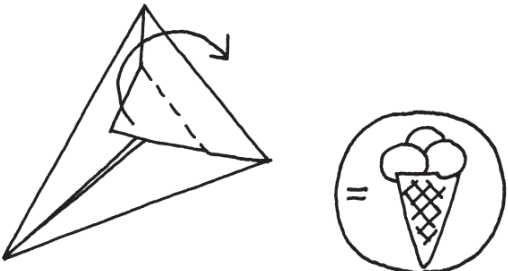
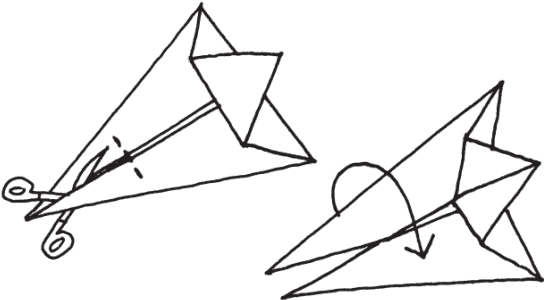


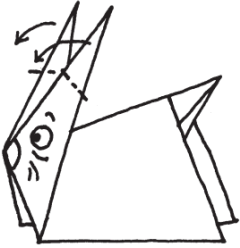
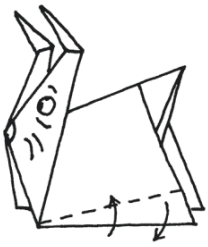
Name: _____ Date: _____

Halloween puppets



KV 28: Fold a rabbit

Name: _____ Date: _____



<p>Step 1 Fold a hat shape.</p> 	<p>Step 2 Fold in the sides.</p> 
<p>Step 3 Fold the top down and fold the corner up.</p> 	<p>Step 4 Cut and fold over.</p> 
<p>Now you have a rocket! But let's make a rabbit!</p> 	<p>Step 5 Fold the head.</p> 
<p>Step 6 Fold the ears.</p>  <p>Step 7 Draw eyes and a nose.</p>	<p>Step 8 Fold the legs up and the feet down.</p>  <p>Now you have a rabbit!</p>



KV 29: Make a book

Name: _____ Date: _____

2.	1.
3.	8.
4.	7.
5.	6.



KV 30: Activity Cards




Name: _____ Date: _____

Say an English rhyme.	Hum a tune.	Sing an English song.
Count to ten.	Count to twenty.	Count backwards from 15.
Name five animals.	Name six classroom things.	Name five kinds of fruit.
Name eight colours.	Name two English first names for boys.	Name two English first names for girls.
Find a rhyming word: house -	Bend your knees seven times.	Draw a mouse.
Mime a frog.	Mime a cat.	Ask your partner a question.



KV 31: Smileys + Thumb up/Thumb down

Name: _____ Date: _____



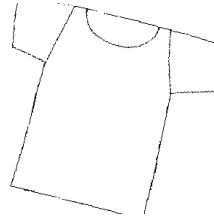
KV 32: Extras

Name: _____ Date: _____

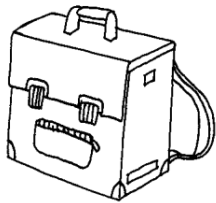
My favourite words



Colours: _____




Clothes: _____



School things: _____



Weather: _____



Food: _____



Rooms and furniture: _____



Toys: _____



Animals: _____

KV 33: Extras

Name: _____ Date: _____

My favourite words



Sweets: _____



Hobbies: _____



Christmas: _____



Easter: _____



Halloween: _____



Birthday: _____



Family: _____



Body: _____

KV 34: Game board

Name: _____ Date: _____

The game board consists of a grid of circles arranged in 8 rows and 8 columns. The circles are arranged in a path that starts at the bottom right and ends at the top left. The path is defined by the following coordinates (row, column) starting from the bottom right:

- Row 8, Column 8 (Start)
- Row 8, Column 7
- Row 8, Column 6
- Row 7, Column 6
- Row 7, Column 5
- Row 7, Column 4
- Row 6, Column 4
- Row 6, Column 3
- Row 6, Column 2
- Row 6, Column 1
- Row 5, Column 1
- Row 5, Column 2
- Row 5, Column 3
- Row 4, Column 3
- Row 4, Column 4
- Row 4, Column 5
- Row 4, Column 6
- Row 3, Column 6
- Row 3, Column 7
- Row 3, Column 8
- Row 2, Column 8
- Row 2, Column 7
- Row 2, Column 6
- Row 2, Column 5
- Row 2, Column 4
- Row 1, Column 4
- Row 1, Column 3
- Row 1, Column 2
- Row 1, Column 1 (Finish)

There are 15 shaded circles on the board, located at the following coordinates:


- Row 1, Column 4
- Row 2, Column 5
- Row 2, Column 8
- Row 3, Column 6
- Row 3, Column 8
- Row 4, Column 5
- Row 4, Column 6
- Row 5, Column 2
- Row 5, Column 3
- Row 6, Column 1
- Row 6, Column 4
- Row 7, Column 5
- Row 8, Column 2

Two cartoon characters are included: a dinosaur-like creature at the top left (labeled "Finish") and a dinosaur-like creature at the bottom right (labeled "Start").



KV 35: Bingo

Name: _____ Date: _____





KV 36: Word Snakes

Name: _____ Date: _____

